

Welfare Rights Ltd Statistics for April 2007 to 30th September 2007

R = RECEIVING

A = APPLIED FOR

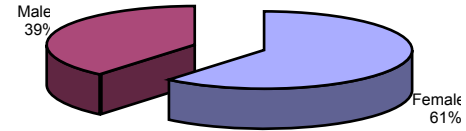
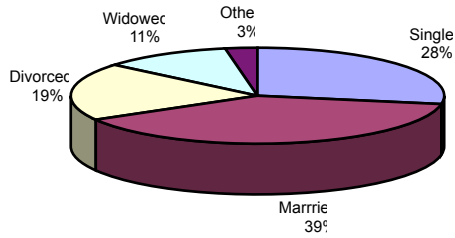
D = DECLINED

? = POSSIBLE ENTITLEMENT IF

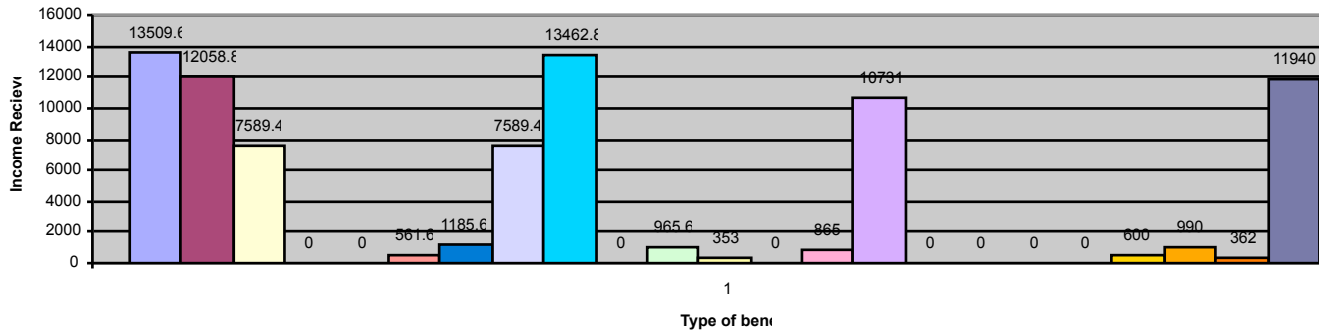
client number	Age	Gender	Marital Status	Number Children	Ethnicity	Advice Location	Residential Postcode	Number of visits	Disabled	Downslands Housing Ass	AA	DLA	CA	IB	SSP/SMP	CTB	
1		23 F	S		2 WB	SJC	RH15		4 Y			12058.8					
2		33 M	M		0 WB	SJC	RH10		6 Y		R		R	R		R	
3		34 F	M		0 WB	SJC	RH10		6 Y		R		R	R		R	
4		36 F	S		1 WB	SJC	RH17		3 Y		A					R	
5		24 F	M		2 WB	SJC	RH15		2 Y		R			R		R	
6		48 F	D		2 WB	SJC	RH15		12 Y								
7		48 M	S		0 WB	SJC	RH15		7 Y					R			
8		32 F	S		2 WB	SJC	RH16		3 Y		D		R	R		561.8	
9		43 M	M		2 WB	SJC	RH19		2 Y		A						
10		43 F	LWP		2 WB	SJC	RH19		2 N								
11		65 F	D		0 WB	SJC	RH15		7 Y		A					R	
12		69 M	M		0 WB	SJC	RH15		5 Y		A						
13		58 F	M		0 WB	SJC	RH15		5 Y		A		A				
14		35 M	M		2 WB	SJC	RH15		1 Y					R		R	
15		48 F	D		0 WB	SJC	BN17		1 Y								
16		84 F	W		0 WB	SJC	RH15		2 Y		A						
17		85 M	W		0 WB	SJC	RH15		1 Y								
18		80 M	W		0 WB	SJC	RH15		4 Y			6754.8					
19		28 F	M		1 WB	SJC	RH15		2 N	N							
20	DNA																
21	DNA																
22	DNA																
23		48 F	M		0 WB	SJC	RH15		6 Y					7589.4		A	
24	DNA																
25		87 F	W		0 WB	SJC	RH15		2 Y			6754.8					
26		37 F	M		1 WB	SJC	RH15		4 Y					A			
27		49 M	S		0 WB	SJC	RH15		3 Y					A		A	
28		59 F	M		0 WB	SJC	RH12		1 Y								
29		52 F	D		1 WB	SJC	RH12		1 Y					R		A	
30		63 M	S		0 W SA	SJC	RH16		2 Y					R			
31		60 M	M		0 WB	SJC	RH15		1 Y	N							
32		75 F	M		0 WB	SJC	RH16		2 Y								
33		43 M	S		0 WB	SJC	BN8		1 Y					R		R	
34		29 F	S		2 WB	SJC	RH15		3 Y							A	
35		40 F	S		0 WB	SJC	RH15		1 Y							?	
36		60 M	D		0 WB	SJC	RH15		2 Y	H/A Downslands				A		A	
37		39 M	S		2 WB	SJC	RH15		1 Y	N				A			
38		81 F	M		0 WB	SJC	RH15		1 Y								
39		67 M	D		0 WB	SJC	BN7		1 Y		R						
40		44 F	D		2 WB	SJC	BN6		2 Y	N						?	
40	Under 20 = 0 20 - 29 = 4 30 - 39 = 7 40 - 49 = 10 50 - 59 = 3 60 - 69 = 6 Over 70 = 6	Female = 22 Male = 14	Single = 10 Married = 14 Divorced = 7 Widowed = 4 Other = 1	40			RH15 = 22 RH16 = 3 Other = 11 Blank = 4		109 Disabled = 34 Not disabled = 2			13509.6	12058.8	7589.4	0	0	561.8

Marital Status of Client

Gender of Client

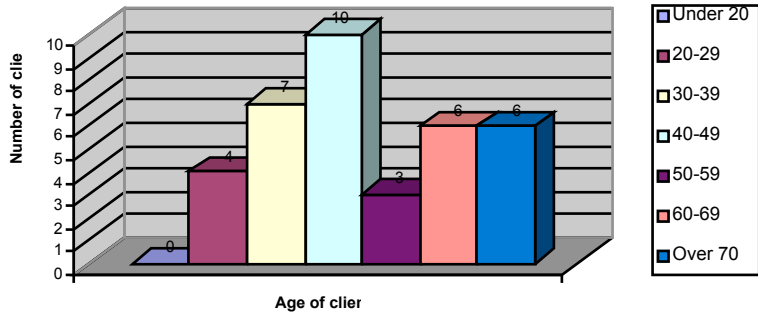


Benefit Resu

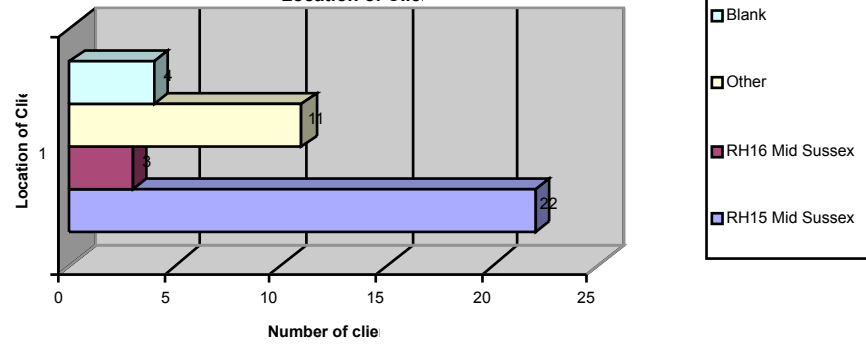


- Attendance Allowance
- Disability Living Allowance
- Carers Allowance
- Incapacity Benefit
- Statutory Sick/Maternity Pay
- Council Tax Benefit
- Housing Benefit
- Pension Credit
- Income Support
- Jobseekers Allowance
- Community Care Grant
- Crisis/Budget Loan
- Child Benefit
- Council Tax Benefit
- Working Tax Credit
- Education Maintenance Allowance
- Disabled Students Allowance
- Bereavement Benefits
- Water Metre
- Help with NHS Costs
- Grant from a Charity
- Revision

Age range of Clie



Location of Clie



AWARDED ANOTHER BENEFIT

HB	PC	IS	JSA	SSG CCG	CL & BL	CB	CTC	WTC	EMA	DSA	BB	Changed to a Water Metre	NHS Costs	Charitable Grants	REVISION	APPEAL	TOTAL	
																	11940	23998
R		R		A	A													0
R		R																0
R			9227.4			A	R	865		A						362		10454
	1185.6				560	353						R		990A				3650
R	R													A				0
R							R						600					600
												Yes						0
							A											6754
A			4235.4															11824
	7589.4																	14344
A				A				3802										3802
								6929										6929
R		R			405.6		A											0
? A	A	A		A								Yes						405.6
	A						A											0
	A																	0
?				?									A					0
	1185.6	7589.4	13462.8	0	965.6	353	0	865	10731	0	0	0	0	600	990	362	11940	82763

The results are based on actual payments received by the clients and not on estimates.
 The payments are over a the next three years where the payments are continuous, or the actual sum were the payment is a fixed sum.
 Since most benefits take up to three months to be processed and come into payment there are many more payments to be made.
 These results hopefully show just how much money is available to the elderly and disabled if they have access to qualified advice at the specialist level free of charge.
 Some times people need a lot more than a leaflet and a computer print out.
 A large proportion of our clients have some form of mental impairment.
 A significant number of our clients are disabled people still struggling into work

